



Math Virtual Learning

Early Education

Measurement

April 28, 2020



Pre-K Math
Lesson: 04/28/2020

Learning Target:




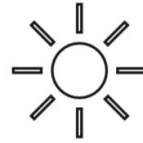
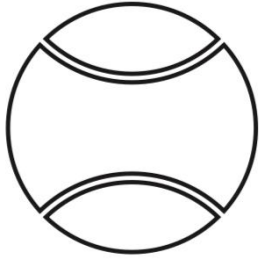
Students will identify differences in length between two objects.

Let's Get Started:

Watch Video: [Super Fab Lab: Nonstandard Measurement](#)

Practice:

Point to the ones that are bigger. Point to the ones that are smaller.



Activity:

How Many Feet Tall Are You?

Materials needed: paper, scissors, pen

1. Using the paper and pen, trace around your foot.
2. Repeat until you have 8-10 feet.
3. Cut out the feet.
4. Ask your child to lay down and place the feet along side the length of their body.
 - a. How many feet tall are you?
5. Lay down and let your child place the feet along side the length of your body.
 - a. How many feet tall am I?
 - b. Who's taller?

Another way to play is to trace your feet and let them measure you!